



**Band Virtual Learning**

# **6th Grade Woodwinds**

**April 10th, 2020**











## 6th Grade Woodwinds Lesson: April 10th, 2020

### **Objective/Learning Target:**

Students will be identifying and playing both reviewed and new rhythms by counting and clapping or on their instrument.

# Review:

## NOTE VALUES AND RESTS

Notes	Names	Rests
	<b>Whole</b>	
	<b>Half</b>	
	<b>Quarter</b>	
	<b>Eighth</b>	

# Review:

## COUNTING METHOD

- When the quarter note receives one count ( $\frac{2}{4}$ ,  $\frac{3}{4}$ ,  $\frac{4}{4}$ ,  $\frac{5}{4}$ , etc.), use the following measure-wise counting method (pronounced: one and two and three and four and):

1 & 2 & 3 & 4 &

- For the four-fold division of the beat (sixteenth notes) and its variations, use 1 e & a (pronounced: one ee and a):

1 e & a 2 e & a 3 & 4 &

1 & a 2 & a 3 & 4 &


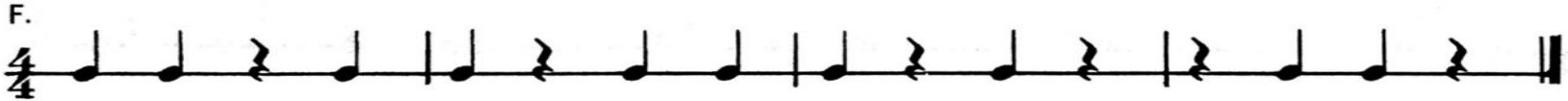
1 e & 2 e & 3 & 4 &

1 (e &) a 2 (e &) a 3 & 4 &



# Review of Basic Rhythms

Go through each line. Set a metronome (free online [HERE](#)), count first, then play.  
If you have the ability, record and then play back to review your work!



# Learning New Rhythms!

Use the new Rhythm Keys to work through the new exercises.  
Take it one measure at a time. Go Slow and Steady. Always count first!

## RHYTHM KEY 6

Four musical staves in 4/4 time, each with a corresponding rhythm count below it:

- Staff 1: Quarter note, quarter note, eighth note beamed pair, eighth note beamed pair. Count: 1 2 3 & 4 &
- Staff 2: Quarter note, eighth note beamed pair, eighth note beamed pair, quarter note. Count: 1 2 & 3 & 4
- Staff 3: Eighth note beamed pair, eighth note beamed pair, quarter note, quarter note. Count: 1 & 2 & 3 4
- Staff 4: Quarter note, eighth note beamed pair, quarter note, eighth note beamed pair. Count: 1 & 2 3 4 &

## RHYTHM KEY 7

Four musical staves in 4/4 time, each with a corresponding rhythm count below it:

- Staff 1: Quarter note, eighth note beamed pair, eighth note beamed pair, eighth note beamed pair. Count: 1 2 & 3 & 4 &
- Staff 2: Eighth note beamed pair, eighth note beamed pair, eighth note beamed pair, quarter note. Count: 1 & 2 & 3 & 4
- Staff 3: Eighth note beamed pair, eighth note beamed pair, quarter note, quarter note. Count: 1 & 2 & 3 4 &
- Staff 4: Quarter note, eighth note beamed pair, quarter note, eighth note beamed pair. Count: 1 & 2 3 & 4 &

# Practice: Apply Rhythm Key 6

## RHYTHM KEY 6

Four musical staves in 4/4 time, each with a repeat sign. The first staff has a quarter note followed by a beamed eighth-note pair, then a quarter note with an accent (&). The second staff has a quarter note followed by a beamed eighth-note pair, then a quarter note with an accent (&). The third staff has a quarter note with an accent (&), followed by a beamed eighth-note pair, then a quarter note. The fourth staff has a quarter note with an accent (&), followed by a quarter note, then a quarter note with an accent (&).

1 2 3 & 4 &      1 2 & 3 & 4      1 & 2 & 3 4      1 & 2 3 4 &

Four musical staves in 4/4 time, each with a repeat sign. The first staff has a quarter note followed by a beamed eighth-note pair, then a quarter note with an accent (&). The second staff has a quarter note followed by a beamed eighth-note pair, then a quarter note with an accent (&). The third staff has a quarter note with an accent (&), followed by a beamed eighth-note pair, then a quarter note. The fourth staff has a quarter note with an accent (&), followed by a quarter note, then a quarter note with an accent (&).

Four musical staves in 4/4 time, each with a repeat sign. The first staff has a quarter note followed by a beamed eighth-note pair, then a quarter note with an accent (&). The second staff has a quarter note followed by a beamed eighth-note pair, then a quarter note with an accent (&). The third staff has a quarter note with an accent (&), followed by a beamed eighth-note pair, then a quarter note. The fourth staff has a quarter note with an accent (&), followed by a quarter note, then a quarter note with an accent (&).

Four musical staves in 4/4 time, each with a repeat sign. The first staff has a quarter note followed by a beamed eighth-note pair, then a quarter note with an accent (&). The second staff has a quarter note followed by a beamed eighth-note pair, then a quarter note with an accent (&). The third staff has a quarter note with an accent (&), followed by a beamed eighth-note pair, then a quarter note. The fourth staff has a quarter note with an accent (&), followed by a quarter note, then a quarter note with an accent (&).



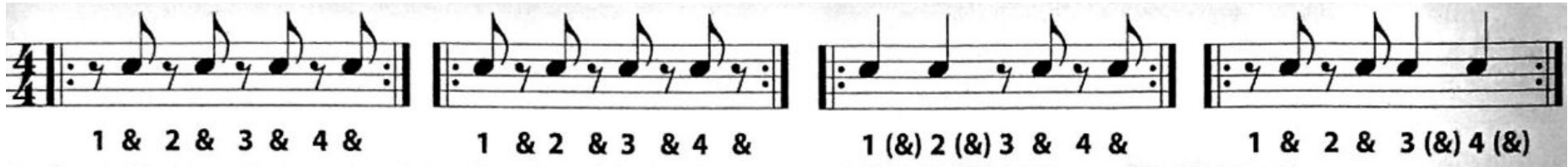
# Practice: Apply Rhythm Key 7

## RHYTHM KEY 7

1 2 & 3 & 4 &      1 & 2 & 3 & 4      1 & 2 & 3 4 &      1 & 2 3 & 4 &

# Let's Get Crazy!

Use all the counting Skills you have and give this a shot. Some rhythms will be no problem, others might trip you up. Don't give up, and always count first.



1 & 2 & 3 & 4 &      1 & 2 & 3 & 4 &      1 (&) 2 (&) 3 & 4 &      1 & 2 & 3 (&) 4 (&)





# Let's Check Your Work

This video goes through all of the rhythms from this packet. Use this as a resource to check your work and as a way to be able to practice along with someone!

Click [HERE](#) for video.